



# HS SERIES

ROUGH TERRAIN SCISSOR LIFT

**HANGCHA GROUP CO., LTD.**

Factory site: 666 Xiangfu Road,  
Hangzhou, Zhejiang, China (311305)

Tel: +86-571-88926735 88926755  
Fax: +86-571-88926789 88132890

sales@hcforklift.com www.hcforklift.com



Follow us on  
Facebook



Follow us on  
YouTube



Follow us on  
WeChat



Download "Hangcha  
Forklift" App



ISO45001  
ISO45001:2018



ISO14001  
ISO14001:2015



ISO9001  
ISO9001:2015




HANGCHA trucks conform  
to the European Safety  
Requirements.

HANGCHA GROUP CO., LTD. reserves the right to make any changes without notice concerning colors, equipment, or specifications detailed in this brochure, or to discontinue individual models. The colors of trucks, delivered may differ slightly from those in brochures.

# EVERY JOB IS IN YOUR REACH


The HANGCHA diesel rough terrain scissor lifts make many difficult and dangerous jobs easier, such as indoor and outdoor cleaning (ceilings, curtain walls, glass windows, eaves, canopies, chimneys, etc.), installation and maintenance of billboards, installation and maintenance of street lamps and traffic signs, construction at construction sites, etc.



This aerial lift platform is characterized by flexibility and convenience. It can replace scaffolding to reach the height you need and solve your problems. At the same time, it can save your costs and precious time. It is particularly suitable for large-scale continuous high-altitude operations in airport terminals, stations, docks, shopping malls, sports venues, community properties, factory workshops, etc.

## Walkable at High Altitude

The machine has the function of automatic walking. It can walk quickly or slowly in different working states. Only one person can operate the machine to continuously complete lifting, advancing, retreating, and turning at high altitude, greatly improving work efficiency compared to traditional hydraulic platforms and reducing the number of operators and labor intensity.

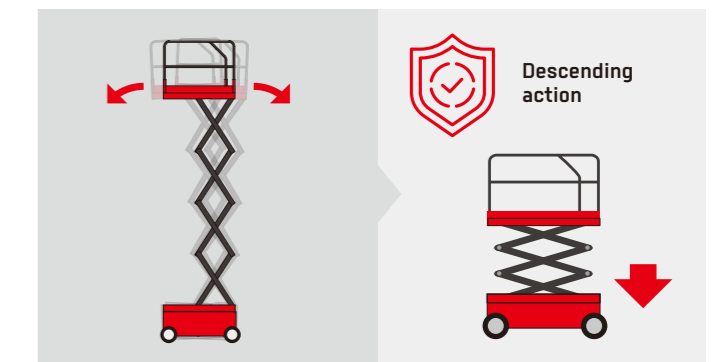


## Stepless Speed Regulation

- The machine's engine throttle control has three speed gears (or stepless speed regulation). When there is no action for a long time, the engine automatically reduces to low idle speed to meet the energy-saving requirements.
- The engine intake system adopts a closed double-stage filter, suitable for working in dusty environments; and it is convenient for maintenance and repair.
- It is equipped with an automatic shutdown device when the engine overheats or the hydraulic oil pressure is too low.

## Safety Protection

The machine is equipped with a level alarm. When the whole vehicle tilts beyond the safe angle, the machine automatically enters the protection system and only allows the machine to have the descending action. It can be used normally after returning to a safe state. The HS series diesel type aerial work platform is equipped with an oil pipe explosion-proof system at each cylinder.



## Emergency Device

This machine is equipped with an emergency descent system.

## Marking

The marking is clear and the meaning is explicit.

# WORKS LIKE AN EXTENSION OF YOU

## Control System

**1** It adopts PLC and CAN bus control mode. An industrial controller is installed on the chassis and the platform respectively to simplify the wiring and facilitate maintenance and repair. Metal aviation plugs are used, with a protection level reaching IP65. At the same time, advanced CAN bus control is adopted, with simple wiring and good reliability; maintenance and fault diagnosis are simple.



**2** It is equipped with upper and lower control consoles (ground control console and platform control console), and the upper and lower control consoles are switched using a reversing switch. When the upper control is used, the lower control console is locked.

**3** An enable button is installed on the platform. Only when the enable button is pressed can the operation be performed.



**4** Both the upper and lower control consoles are equipped with emergency stop buttons. When an unexpected situation occurs during operation, the operator can quickly cut off all actions to prevent the platform from continuing to move.

## Disc Brake System

This platform adopts a hydraulic disc brake system. When the machine is in a stopped state, the wheels are always in a braking state and can brake reliably on a 22-degree slope.

## Self-Diagnosis Function

It has a self-diagnosis function, allowing customers to quickly grasp the working status of the equipment and better maintain and repair it.

## Overload Protection

It has overload protection function, providing mandatory protection for personnel who are not familiar with this equipment.

## Extended Platform

The platform can be extended, expanding the working range and meeting the special needs of some users.



# A REAL STRONG OFF-ROAD ACTOR

